**How to Cite**:
Ferreira, J. (2021). Imbalanced information alludes to off a kind of informational collection. *Tennessee Research International of Social Sciences*, *3*(2), 1-18. Retrieved from http://triss.org/index.php/journal/article/view/13

# Imbalanced Information Alludes to Off a Kind of Informational Collection

**Jose Ferreira**
The Federal University of Rio de Janeiro Rio de Janeiro, Rio de Janeiro, Brazil

***Abstract*---** Different analysts make gets a few data about on excessive dimensional difficulty and classimbalanced problem self-sufficiently and make an improvement of estimations. They unnoticed the new difficulty ascending out of the same old effect of class-imbalanced difficulty and high dimensional difficulty. This article affords the two troubles and examination the new difficulty ascending out of the impact of the two issues especially off the bat. Additionally, after that this text gives SVM, exam its primary specializes in coping with excessive dimensional trouble and class-imbalanced trouble. Next, this article improves SVM-RFE through considering the elegance-imbalanced difficulty inside the midst of the time ate up component desire and enhance SMOTE with the target that the approach of over-analyzing may want to work within the Hilbert space and the over-testing costs are set flexible in the meantime. At remaining, a method figuring went for excessive dimensional and sophistication-imbalanced illuminating files are arising in this newsletter which named BRFE-PBKS-SVM: Border-Re investigating Feature Elimination and PSO Border-Kernel-SMOTE SVM. Additionally, a development of checks changed into made to demonstrate the plentifulness of this figuring by using particular evaluation records.

***Keywords*---**Development, Flexible, High dimensional, imbalanced, Strategy, Investigating.

## Introduction

Data processing is a typical assignment in example acknowledgment and AI. Up until this point, analysts have managed arrangement issue and proposed bunches of strategies, for example, bolster vector machine, choice tree, neural system, etc. Characterization assumed a vital job in numerous fields. Notwithstanding, there are numerous issues in managing imbalanced information and large dimension information. Imbalanced information alludes to off a kind of

*Tennessee research international of social sciences © 2021.*
*ISSN: 2766-7464 (Online)*
*Publisher: Smoky Mountain Publishing*
*Manuscript submitted: 09 Sept 2021, Manuscript revised: 18 Oct 2021, Accepted for publication: 27 Nov 2021*

informational collection: of the example gap, which here is a critical contrast in quantity of tests of class through different classes of tests. Because of the minor class of imbalanced information contain increasingly significant data, now we have to give high consideration to it. In any case, when tests of greater part class in a preparation informational collection incomprehensibly dwarf instances of the minority class, customary information mining calculations will in general disregard the minority class on account of the quest for worldwide precision, so they ought to be improved.

High dimensional information alludes to the quantity of traits of the example in the example space is gigantic. Large dimension information will make the preparation procedure tedious as a result of the inordinate number of properties. Studies have appeared in the issue identifying with vector calculation, the calculation time increments especially when dimensionality increments, and this is the "Scourge of dimensionality"; not just that, there are still few large dimension information excess and large connection include blend, the presence of these highlights cannot exclusively won't improves the aftereffect of arrangement, yet in addition lead to overfitting.

Going for the issues of awkwardness and high measurement, numerous researchers have done some exploration and advanced a ton of effective calculations. In any case, as of late, information from numerous fields, for example, bioinformatics picture classification, show the two qualities of high measurement and uneven. Numerous specialists started to profoundly ponder this new kind of large dimension imbalanced information.

Our paper mostly thinks about the parallel characterization issues of the informational index with large dimensional and awkwardness: unravel the minus effect of large dimension issues on grouping results while thinking about the lopsided qualities. So large dimension and unequal issues can be settled all the while, and as per the qualities of help vector machine, another SVM-base calculation for large dimension imbalanced information characterization is planned.

**Related Work**

Up until now, the ways to deal with manage the issues of lopsidedness and high measurement were at first separated into two gatherings relying upon the request of beating the issues of unevenness and high measurement: taking care of high measurement issues first and taking care of awkwardness issues first. These game plans separate the large dimension imbalanced issues into high estimation issues and inconsistency issues and resolve them autonomously. Rok Blagus and Lara Lusa et al. have considered the effect of the SMOTE system on the request of uneven data in large-dimension and less-dimension conditions. Innumerable exhibit that initially using SMOTE and its subordinate methods to handle the anomaly issue and after that gathering large-dimension data does not work. There is in like manner an issue of how to set the examining rate using the Resampling system when deal with the issue of unevenness. There will be a danger of losing valuable examples when utilizing under sampling strategy.

By first managing the issues of high measurement and after that take care of the issue of unevenness; we can maintain a strategic distance from the issue that the customary testing technique has no undeniable impact on high dimensional information. The primary reason for the component determination is to locate the ideal mix of highlights, with the goal that the characterization proficiency can be improved. So as to arrange high dimensional imbalanced information, numerous analysts initially take care of the issue of awkwardness by choosing ideal component blend and after that a progression of techniques are received to tackle the issue of lopsidedness. Richard Weber et al in 2014 research the characterization consequences of the blends of various element determination techniques and SMOTE calculation.

Through the thorough exploratory setup, Richard Weber et al. demonstrate the prevalence of SVM in taking care of the issue of arrangement of large dimension imbalanced information. Notwithstanding, ever since the inspecting is perform after the element determination, there is no certification that each element choice is an ideal decision on account of an information unbalance trademark. Furthermore, there are confinements of SMOTE calculation and its subsidiary calculations in high dimensional space.

As the issues of large-dimension and lopsided issues are interwoven, new issues are framed. We can't tackle the issue of awkwardness at one time during the time spent managing high-dimensional issues. In the meantime, we can't disregard the high-dimensional issue in taking care of the issue of awkwardness. Thus, the characterization strategies for large dimension imbalanced information should be improved better.

**Basic Techniques**

*Synthesis Minor Oversampled Techniques – SMOTE*

SMOTE (Synthesis Minor Oversampled Techniques) is a mainstream oversampled development. By misleadingly delivering more occurrences of the minority class, the inductive understudies can develop their choice zones for the minority class. Obliterated is essentially energized by a calculation that has been proposed in a penmanship attestation experience. The arrangement of SMOTE is as indicated by the going with: for every minor class test, its K minor class closest neighbor are picked; liner incorporation technique is utilized between the minority test and its K minor class closest neighbor, and uses a self-selfassured development factor and examining rate to make minor class emulate tests.

$$P_i = x + rand(0,1) * (y_i - x) \; i = 1,2, \dots N$$

SMOTE algorithm minority class tests (for example neighboring) and subsequently produced tests are representatively. Hence, the overfitting issue can be maintained a strategic distance from Inside the SMOTE calculation; also, the selection space of the minority elegance can also be increased better. Additionally, it can comparably be associated with most of check area, which could decrease the selection space of the greater element class. The pseudo code of SMOTE estimation is as in below Table.

In the year 2013, Lou Xiaojun has proposed another strategy dependent on bunching and considering the limit test data. This strategy decide the minority class and lion's share class limit test data by methods for one-sided choice technique at primary level, by taking the limit when bunching all minor class tests, oversampled in the groups of minor class, to create a copy of the minor class tests which are like the first example and can speak to the relative class test gap dispersion. In the meantime, it can compose the limit tests all the more unmistakably by oversampling of the limit tests, which can feature the significance of minor class limit tests.

The possibility of below example technique is to expel some particular examples as indicated by some standard in larger part tests, and the example information space can be essentially adjusted. In any case, there are a few burdens in the strategy for under examining, which can without much of a stretch direct to the failure of vital data of few agent tests.

*Table Pseudo Code of the SMOTE algorithm*

```
Input:  Number of minority class samples T;
        Amount of SMOTE N%; over sampling rate K,
Output: Synthesis minority class samples T*
(1)  For i =1 to T
            Compute k nearest neighbors for i, and
     save the examples in the Karray
(2)    While N != 0
(3)      SMOTE N(i, Karray) # According to
         formula (1) and sample rate K, for a minority
         class sample i, linear interpolation is
         performed in Karray.
(4)        N = N-1
(5)    Endwhile
(6)Return T*
```

Crossover examining is a calculation that joins oversampling and under testing. During the time spent resampling the first informational index, utilizing crossover inspecting to adjust the informational collection. An expansive number of studies have demonstrated that the half and half examining strategy has a larger number of preferences than the particular Resampling technique. Sub sampling later over inspecting can accomplish a superior impact. In our paper, the half and half examining is received.

Basic Concept of Support Vector Machine Formula of SVM is as:

$$f(x) = sign(w^* \cdot x + b^*)$$

Equation for Separating Hyper plane is: $y = w^* \cdot x + b^*$

The objective of support vector machine is solving the following problems:

$$\max_{w,b} \gamma$$

$$s.t. \quad y_i\left(\frac{w}{\|w\|}\cdot x_i + \frac{b}{\|w\|}\right) \geq \gamma, \ i = 1,2,\cdots,N$$

The above equation can be translated in to multiple problems, such formula as:

$$L(w,b,\xi,a,u) = \frac{1}{2}\|w\|^2 - \sum_{i=1}^{N} a_i y_i (w\cdot x_i + b) + \sum_{i=1}^{N} a_i + \sum_{i=1}^{N}(C - a_i - u_i)\xi_i$$

Introduce the Lagrange function for the solution of support vector machine is as following:

$$w^* = \sum_1^N a_i^* y_i x_i$$

$$b^* = y_j - \sum_{i=1}^{N} y_i a_i^* (x_i y_j)$$

Where C, the parameter of penalty and a, the parameter of Lagrange, which will show the sampling points of support vector machine and that will be the boundary samples.

1) If $a_j$=0, the example focuses are accurately arranged however it has set on outside the plane, that has a place with security tests.
2) If $0<a_j<C$, the example focuses are accurately ordered however situated on the interim edge, that has a place with the limit tests.
3) If $a_j$=C, the separation between test focuses and division plane is littler than the geometric edge, and the example focuses is between the two edge limits and they might be misclassified.

In this manner, whilst tackling the issue of grouping of high dimensional imbalanced information with the aid of assist vector machine, the problem of imbalanced statistics is for the most part pondered in the difficulty of imbalanced restriction tests.

*Selection Algorithm of* SVM-REE *Feature*

SVM-REE uses the vector weight of w to assess the significance of each component in the element gap. Settled subsets of highlights are chosen in a consecutive in reverse end way, which begins with all the component factors and evacuates one element variable at any given moment.

Table 2
Shows the Pseudo Code of SVM-REE

Input: Original data set
Out put: Data set after feature selection

(1) Solve the classification hyper plane of SVM, W and B are obtained, and the corresponding empirical risk Remp[ f ] is calculated;
(2) Rearrange the weight vector w=(w1,w2,··· ,wn)according to certain rules:
(3) $w^i{}_1\, w^i{}_2 \ldots w^i{}_n$
(4) The importance of the features of the original data set:
(5) $x^i{}_1 \leq x^i{}_2 \leq \ldots \leq x^i{}_n$
(6) If n=1, then go to (10); otherwise, k=1, go to (4);
(7) Remove the feature xik, and set the flag tag=0;
(8) Using the data set in which the feature xik is removed to train SVM, get the new w and b, record as wnew, bnew; Calculate the corresponding increment of empirical risk ▽ Remp[f new], and set the initial increment of empirical risk ∨Remp[f]=0;
(9) If ∨ Remp[f new]< ∨ Remp[f], set ∨ Remp[f]= ∨ Remp[f new], tag=k;
(10) If ∨Remp[f new]== ∨Remp[f] and tag==0, set tag=k;
(11) If ∨Remp[f new]> ∨Remp[f] and k=n, go to (10);
(12) If k==n, remove feature tag and get new_train_set and let train_set=new_train_set, n=n-1, go to (3);otherwise go to (3);
(13) Return data set after feature selection;

During the time spent element choice, SVM-RFE assessing the highlights as indicated by a specific equation, the request of in reverse disposal is dictated by the assessed scores. This methodology gives a component assessment motivation which thinking about both element choice and imbalanced issue: altering the assessment metric valve of highlights to build SVM-RFE gives extra consideration to the minor class after assess highlights. Every round of the procedure of in reverse end highlight, the rest of the highlights is reconsidered to assess the significance of each component in the current element space.

Since SVM-RFE is a type that wrapper highlight choice technique, the proportion of every component significance is the grouping impact of SVM later the end of an element, and its request of killing highlights depends on the arranged outright estimation of the element weight W, which gives an approach to consider imbalanced trademark during the time spent SVM-RFE: the hyper aircraft of SVM may be educated to correctly signify extra minor magnificence tests through Resampling the restriction minor class assessments. So the outright estimation of w part and its request might be changed, and in this way the score for highlights moreover may be altered. The request of getting rid of highlights could be altered,

so the process of spotlight willpower will supply greater attention to minor elegance take a look at.

**Implementation of BRFE-PBKS-SVM Algorithm**

*Feature Selection Algorithm of SVM-BRFE*

SVM-BRFE include choice calculation, i.e., iterative element choice calculation dependent on limit Resampling (Border-Resampling Feature Elimination). For the enormous size imbalanced statistics, they picked subset of features prompts misclassify the minor elegance check couple to the disproportion issue. So we need to adjust the vector weight w of SVM to grow the w to assemble the minor elegance affirmation fee. The counterfeit code of the propos SVM-BRFE computation is as Table.

Specifically, educate SVM to get the crucial part weight vector w, Lagrange parameter alpha and F1 values, and those three attributes are recorded for coming approximately use. By at that point, resample the minority class assessments whilst and teach SVM making use of the brand new resample edifying series. The hyper plane of SVM might be modified to expand F1 admire with the aid of methods for making ready on new edifying social event. We set point of reference price to 1 in mild of the manner that the cause of containment check changed with the converting of SVM hyper plane. We have to move over the approach of Resampling of minority check and getting ready SVM till the hyper aircraft that have most uncommon F1 respect is located. The weight vector w performing differently with regards to this set up hyper plane could be applied to look at highlights. At long ultimate, type fuses into sliding as per the importance of highlights. The iteratively consolidate trade may be finished with the aid of the climbing requesting of centrality of highlights. Each spherical the component which increment the F1 recognize maximum will be disposed of. Each round SVM section hyper aircraft will exchange after of alternate of an element and motive of manage exams will comparably trade. So the straggling leftovers of the highlights ought to be reevaluated to make new portion weights to evaluate the significance of every part within the new segment space.

Note that the Resampling tests within the midst of the time consumed portion desire won't be delivered to the training set. The Resampling of cutoff minority magnificence take a look at is sincerely to get a section weight w this is affordable for each bigger component and minority magnificence. So the load w may be applied to evaluation the significance of highlights of excessive dimensional and imbalanced records, in preference to improve the depiction effect and F1 appreciate through direct making SVM provide more concept to the minority elegance. Continuously quit, the Resampling framework before highlight choice of each round is basically to control the high-dimensional issue this is tormented by imbalanced difficulty, in preference to arrangement with the difficulty of awkwardness. All matters considered, when the most unbelievable F1 admire is observed, the current round of Resampling is completed. Record the load vector w with which SVM accomplish most absurd F1 admire, and after that kind the highlights as regarded by the weight vector w, by then clean the resample replication of minority magnificence take a look at and maintain the important

thing minority class exams, by using then do consolidate affirmation. Rehash the above framework until the pleasant component subset is picked. As is regarded to be Table three, the approach of Resampling does no longer change the teach set. Essentially within the midst of the time burned thru section affirmation we restore the teach set inside the wake of selecting a component.

**Table 3.** Algorithm 3 SVM-BRFE Feature Selection

| | |
|---|---|
| | Input: original data set |
| | Out put: Data set after feature selection |
| (1) | Solve the classification hyper plane of SVM, W, B, F1 value and lagrange parameters alpha are obtained, set new_train_set = train_set; |
| (2) | For new_train_set, resample the minority class samples that alpha=c and train SVM. Save F1_new and wnew, and rearrange the weight vector according to absolute value of w: |
| (3) | $w^i{}_1 w^i{}_2 \ldots w^i{}_n$ |
| (4) | The importance of the characteristics of the original data set: |
| (5) | $x^i{}_1 \leq x^i{}_2 \leq \ldots \leq x^i{}_n$ |
| (6) | If there are still misclassification minority class samples go to (2), else go to(4); |
| (7) | Set current w as the weight that have maximum F1 value; current F1 value equals to maximum F1 value; |
| (8) | Remove the generated samples; |
| (9) | If n=1, then turn (3); otherwise, k=1, go to (7); |
| (10) | Remove feature xik,and set the flag tag=0; |
| (11) | Using the data set in which the feature xik is removed to train SVM, get the new w and b, record as wnew, bnew; Calculate the corresponding increment of F1 value ∨F1_new, and set the initial increment of empirical risk ∨F1_now=0; |
| (12) | If ∨F1_now <∨F1_new, set ∨F1_now =∨F1_new, tag=k; |
| (13) | If ∨F1_now ==∨F1_new and tag==0, set tag=k; |
| (14) | If ∨F1_now >∨F1_new and k==n, go to (13); |
| (15) | If k==n, remove the feature tag and get new_train_set , let train_set=new_train_set, n=n-1, go to(2); otherwise turn to (7); |
| (16) | Return data set after feature selection. |

Through the over a few stages, we locate the best component loads by Resampling limit tests to assess the significance of highlights and do include determination,

at that point refresh the preparation set and rehash the procedure, at long last keep the most helpful for improve the F1 esteem and different highlights will be evacuated. So the accompanying preparing procedure can be completed on the informational collection which has less repetitive component, immaterial element mix and low measurement. So for imbalanced problem, the loathsome effect of excessive dimensional issue can be reduced and the going for walks with oversample system can be adaptable accomplished. The above philosophy is imperative to enhance the standard oversampling estimation within the subsequent framework to manipulate the awkwardness trouble and improve the demand affect.

*Algorithm of PBKS Resample*

SVM absolutely map Euclidean area to Hilbert area by way of depicting a piece farthest point, so the particular pre-photo of a point in Hilbert area typically does now not exist, and one can make due with a concluded game-plan. In any case, utilizing the parcel courting referenced in, we can get the differentiating statistics space oust between an appropriate pre-photos, so we will require the unforgiving pre-picture to meet this separation obstacle round and we are able to find out the interpreted prephotograph in Euclidean space. We suggest a space metric in Hilbert space before solving the above problem

$$z_i = \varphi(x_i)$$

$$d^2(\varphi(x_i), \varphi(x_j)) = K_{ii} + K_{jj} - 2K_{ij}$$

Fathomed mapping of Euclidean space to Hilbert area is regarded, and understand that the part work is depicted as the Gauss bit restrict. In this paper, we use to deal with which depict internal aspect in Hilbert area of the 2 and in Euclidean area. The rectangular of the parcel in the Hilbert space is seemed inside the equation. Exactly when as a long way as viable is Gauss piece, the relationship among the rectangular of section in Euclidean space and Hilbert space is seemed as the formula. Means the rectangular of parcel in Euclidean space and suggests the square of separation in Hilbert area.

$$\mathbf{D}^2(x_i, x_j) = -2\sigma^2 In(-\tfrac{1}{2} d^2\left(\varphi(x_i), \varphi(x_j)\right) + 1)$$

SMOTE proper off the bat get K closest examples to the instance factor , and after that select an example point within the K test arbitrarily and straightly provides among X and X. In our paper we just take oversampling of restriction minor elegance tests, Thus for every restrict minor class check within the Hilbert area, we haphazardly select different restrict minor class assessments to be within the contribution of SMOTE calculation. The recipe of SMOTE within the Hilbert space is appear in equation where is an irregular count number within the unwrap interim.

$$z_{ij} = \varphi(x_i) + \lambda_{ij} \times (\varphi(x_j) - \varphi(x_i))$$

To verify the unwanted pre-image Zi in Hilbert space, the surveyed separation crucial between test focuses is important. Acknowledge that after SMOTE in Hilbert space, the square of the division among made oversample factor and all focuses in maximum remote point minority magnificence checks is as seemed in which we assume that the degree of hypothetical most excessive minor magnificence tests is okay.

$$d_{z_{ij}} = [d^2\left(z_{ij}, \varphi(x_1)\right), d^2\left(z_{ij}, \varphi(x_2)\right), \cdots, d^2\left(z_{ij}, \varphi(x_k)\right)]$$

if $X_i$ is unidentified sampling in Euclidean space in original train data and distance D is between $X_i$ and K and respective K sample point will be as:

$$D_{x_{ij}} = [D^2(x_{ij}, x_1), D^2(x_{ij}, x_2), \cdots, D^2(x_{ij}, x_k)]$$

As seen in below equation the function of kernel and the function of gauss will be mapping to the corresponding Hilbert Space is as:

$$D^H_{x_{ij}} = -2\sigma^2[In\left(-\frac{1}{2}d^2\left(z_{ij}, \varphi(x_1)\right) + 1\right), \cdots,$$

$$In\left(-\frac{1}{2}d^2\left(z_{ij}, \varphi(x_k)\right) + 1\right)]$$

In, the vital of phase among the factor that made by means of SMOTE and its ok closest unique minority elegance checks is considered. To the entire practically sure fill the cutoff of the minority magnificence, we bear in mind the minority class exams in the Classification uttermost compasses of SVM as the section fundamental of instead of the precept critical. By utilizing the structure technique we will get the assessed pre-picture. Specifically, assume that is the limit minority elegance assessments in Hilbert area after train with SVM, the higher and decrease cutoff of the d highlights of those points of reference can be gotten by under recipe. Is decrease maximum excessive of maximum distant purpose of minority class assessments and is finest restrict of lion's offer class checks.

$$x_{low} = \begin{bmatrix} \min\{x_1^1, x_2^1, \cdots, x_k^1\} \\ \min\{x_1^2, x_2^2, \cdots, x_k^2\} \\ \vdots \\ \min\{x_1^d, x_2^d, \cdots, x_k^d\} \end{bmatrix}$$

$$x_{high} = \begin{bmatrix} \max\{x_1^1, x_2^1, \cdots, x_k^1\} \\ \max\{x_1^2, x_2^2, \cdots, x_k^2\} \\ \vdots \\ \max\{x_1^d, x_2^d, \cdots, x_k^d\} \end{bmatrix}$$

At that point as per equation we able to span of every framework. The gap of limit minor class is separated into k * D framework and every network speaks to point in Euclidean space. Decide a framework that is closest to the oversampled test in the wake of mapped to Hilbert space. Solidly, the extent of every matrix is equivalent to the greatest estimation of the component less its base esteem and after that isolated by the all out number of tests of the first limit K. During the time spent seeking pre-picture, the whole framework space will be looked.

$$x_{unit}^i = \frac{x_{high}^i - x_{low}^i}{k}$$

$z_{ij}$ in above formula is known as sample that has been produced by SMOTE in Hilbert space, $X_{ij}$ in equation is unidentified is pre picture of $Z_{ij}$ is the grid dimension of feature .Each accidental grid investigate, the valve of every measurement increases the more grid dimension which is minimal and we will get $X_i$ and place the $X_{ij}$ in the above formula the result will be the square of cosine distance. Repeated search is the highest valve of square of cosine distance and the pre image will be the

$$\cos^2 \langle D_{x_{ij}}, D_{x_{ij}}^H \rangle = \frac{D_{x_{ij}} \cdot D_{x_{ij}}^H \cdot D_{x_{ij}} \cdot D_{x_{ij}}^H}{\left\| D_{x_{ij}} \right\|^2 \cdot \left\| D_{x_{ij}}^H \right\|^2}$$

**Result Analysis**

*Evaluation of Criteria*

Considering the unique idea of the issue of uneven example characterization, when utilizing the conventional assessment criteria, it will cause the accompanying issues: in the quest for worldwide grouping precision, the customary classifier specifically arranges the example of minor class into greater part class, and acquires a large worldwide exactness price, yet the right order price for the example of minor class is 0, and for this situation , the customary

particular assessment framework will never again be connected to the assessment arrangement of unequal example order. In this manner, we need some uncommon complex thought of different pointers to adjust to the exceptional circumstance of unequal example arrangement. There will be two fundamental classifications of that criteria, one as the “nuclear standard", the another is designated "composite standard", it is suggested later an expansive more of study, which is aggravated from nuclear models and numerical hypothesis and can all around adjusted to the assessment arrangement of uneven example grouping issue. Also, the beneficiary's bend (ROC) has been generally utilized in the assessment of unequal example arrangement.

As appeared Table 4, the disarray framework for the two grouping issue associated with the arrangement of imbalanced examples is appeared table. By tallying the different pointers of the perplexity network and the composite markers of these markers, we can all the more likely check the precision of every classification individually, considering the arrangement of various classifications separately, in order to assess the grouping calculation of uneven examples, we don't indiscriminately seek after the most elevated exactness rate, yet in addition consider the characterization precision of the minority and the greater part class.

**Table 4.** Confusion matrix

| | Classified as positive | Classified as negative |
|---|---|---|
| positive | Correct positive *TP* | Wrong negative *FN* |
| negative | Wrong positive *FP* | Correct negative *TN* |

By combining all the above formulas, the lists of common use tiny evaluation criterion for the sorting of imbalanced on confusion matrix

$$Accuracy = 1\text{-}Error\ rate = TP+TN/PC+NC$$

$$\text{Recall} = \frac{TP}{TP+FN}$$

$$\text{F} - \text{Measure} = \frac{(1-\beta)^2 \cdot Precision \cdot Recall}{\beta \cdot Recall + precision}$$

F-Measure is each now and again related to the assessment of unequal version request, as confirmed up within the above condition. F-Measure is picked up by using combining evaluation rate, precision charge and equity aspect, whilst each Recall and Precision have a higher appreciate, F-Measure will accomplish better consequences. Where In the equation - the parity aspect for changing assessment and exactness (all things considered set to one).

ROC bend (Operating Characteristics Curve Receiver) changed into proposed by way of Swets in 1988 and has been in the main utilized in specific fields. FP Rate

to ROC for the X turn, TP Rate for the Y focus to deliver the space. By putting an part appreciate, we can get a pseudo wonderful fee and the affirmed fantastic price respects, and accomplice these scattered focuses, we get ROC turn in give up.

ROC wind (Operating Characteristics Curve Receiver) turned into proposed with the aid of Swets in 1988 and has been generally applied in extraordinary fields. FP Rate to ROC for the X turn, TP Rate for the Y awareness to deliver the gap. By putting an aspect respect, we will get a pseudo fantastic charge and the assured effective price respects, and accomplice these scattered focuses, we get ROC contort in stop.

**Description of Experimental Datasets**

UCI is a placing and open AI database, with a purpose to make the fundamental effects likewise beginning, every test datum sets on this paper are gotten from UCI. The check facts are appeared to be table five. Table five depicts the unique homes of the dataset utilized for all assessments, where No. Is the edifying social occasion number, the Data-Sets is the dataset call, #Attr is the degree of characteristics contained within the dataset, and %Min addresses the level of the minority exams. In this take a look at, there had been 6 units of informative facts, in which the unequal degree became not the proportionate for every social occasion, and the through and via factor of reference degree was no longer the indistinguishable.

**Table 5.** Table2 Data sets

| No. | Data-sets | #Attr. | %Min. |
|---|---|---|---|
| 1 | Detect Malacious Executable | 513 | 28.57 |
| 2 | SECOM | 591 | 6.64 |
| 3 | Musk | 168 | 15.55 |
| 4 | Heart Disease | 44 | 20.60 |
| 5 | Uerban Land Cover | 147 | 32.20 |
| 6 | Multiple Features | 649 | 12.06 |

*Algorithm of BRFE-PBKS-SVM Validation*

BRFE-PBKS-SVM calculation is remote into zones. The hidden segment is the segment affirmation part. The second element is the information trying out component. By joining the 2 quantities, a calculation is proposed to control the issue of excessive-dimensional uneven records amassing. In this calculation, the last element need to control is every other problem exceeded on within the wake of looking after the choppy difficulty in high dimensional lopsided statistics gathering errand utilizing SVM. Next, utilizing the beginning late referenced examination criteria, the capability of the BRFE-PBKS-SVM calculation will be taken into consideration from the going for walks with 3 viewpoints: the

development of the affirmation rate for minority magnificence, the improvement of the overall talent and the constant nature of the figuring:

1) Recall Minor Change
2) Change of F1 Valve and Global Accuracy 3) ROC Curve area valve

From below table we can observe that the BRFE-PBKS-SVM calculation in the four calculations, the minor class have accomplished the most elevated review rate, contrasted and the unchanged SMOTE calculation, PBKS over samplings calculation has a critical advancement of amount for review price of minor class, and with the advancement of minor class review price, the exactness price has denied.

Table: Precision rate and Recall Comparison

| No. | RFE-SMOTE-SVM | | RFE-PBKS-SVM | | BRFE-SMOTE-SVM | | BRFE-PBKS-SVM | |
|---|---|---|---|---|---|---|---|---|
| | Recall | Precision | Recall | Precision | Recall | Precision | Recall | Precision |
| 1 | 96.3% | 82.7% | 97.2% | 86.8% | 96.9% | 89.6% | **98.0%** | **92.3%** |
| 2 | 18.0% | 89.4% | 45.6% | **91.5%** | 61.2% | 84.3% | **90.0%** | 69.2% |
| 3 | 81.0% | 83.6% | 82.9% | 93.7% | 81.5% | 85.1% | **86.9%** | **94.0%** |
| 4 | 41.7% | **83.3%** | **91.7%** | 55.0% | 58.3% | 77.8% | 83.3% | 71.4% |
| 5 | 87.8% | 92.6% | 91.3% | 90.2% | 93.6% | 92.0% | **97.1%** | **93.8%** |
| 6 | 86.8% | 87.7% | 89.0% | 86.0% | 87.6% | **91.3%** | **91.5%** | 90.4% |

Table: Value of ACC and value of F1 of all algorithms comparisons

| No. | RFE-SMOTE-SVM | | RFE-PBKS-SVM | | BRFE-SMOTE-SVM | | BRFE-PBKS-SVM | |
|---|---|---|---|---|---|---|---|---|
| | ACC | F1 | ACC | F1 | ACC | F1 | ACC | F1 |
| 1 | 91.4% | 0.922 | 94.8% | 0.924 | **97.8%** | 0.926 | 96.9% | **0.943** |
| 2 | 81.8% | 0.593 | 83.9% | 0.786 | 84.2% | 0.619 | **84.6%** | **0.790** |
| 3 | 95.0% | 0.823 | 96.1% | 0.889 | 95.3% | 0.832 | **96.9%** | **0.903** |
| 4 | 85.2% | 0.556 | 81.5% | 0.688 | 87.0% | 0.667 | **88.9%** | **0.769** |
| 5 | 93.5% | 0.901 | 93.7% | 0.908 | 95.1% | 0.928 | **96.8%** | **0.954** |
| 6 | 94.3% | 0.820 | **94.3%** | 0.820 | 93.8% | 0.894 | 93.8% | **0.894** |

Contrasting the second sections and the fourth segments and contrasting the 6th segments and eighth segments. By contrasting the second segments and the 6th sections and contrasting the fifth segments and the eighth segments, we can discover the impact correlation of highlight choice calculation among the SVM-RFE and the SVM-BRFE .In the 2$^{nd}$ to 5$^{th}$ informational indexes, the BRFE-PBKS-SVM calculation is ideal in every calculation blends for worldwide precision price ACC; on account of utilizing the equivalent oversampling calculation, the enhanced BRFE include choice calculation mix get the best outcomes, on the grounds that the BRFE include choice calculation considers the awkwardness issue during the time spent component disposal; For the situation of utilizing a similar element determination calculation, the enhanced PBKS over samplings calculation mix obtain the excellent outcomes, since they trained information

below a polynomial part work or a Gaussian space relating to a Gaussian piece work, on the grounds that the example focuses produced by the oversampling of the PBKS calculation can all the more likely load the limit below the Hilbert space, the spatial circulation is increasingly sensible, so the grouping impact can be enhanced better.

Figure below demonstrates examination diagram of the AUC estimations of ROC bends on the 6 informational collections. It very well may be create in the assume that the BRFE-PBKS-SVM calculation can get the most extreme AUC esteem aside from the 2nd and 4th information in the 6 arrangements of information, in the 4th informational index, regardless of whether the improved calculation neglects to acquire the ideal AUC esteem, the thing that matters is just 0.006, as a rule, the calculation BRFE-PBKSSVM has a decent soundness. Figure demonstrates that the AUC estimations of the 4 SVM-base calculations are no altogether dissimilar in every data set. This likewise demonstrates SVM has improved solidness and prevalence in the undertaking of finishing large-dimension unequal information.

In Figures two to seven, the region encased by the position is the AUC esteem in above Figure. The corner to corner speaks to a most exceedingly bad arrangement impact point, and its comparing AUC esteem is 0.5, when a sorting in an informational collection on the ROC bend underneath this askew, its AUC esteem will be under 0.5, which would imply that the characterization productivity of the sorting on the informational collection isn't on a par with an arbitrary speculating classifier. The ROC bend watches out for the upper left, and the comparing calculation impact is progressively noteworthy, AUC esteem is near 1 great as an irregular speculating classifier. The ROC bend watches out for the upper left, and the comparing calculation impact is increasingly critical, AUC esteem is near 1.

*Fig 1: AUC values of all algorithms*

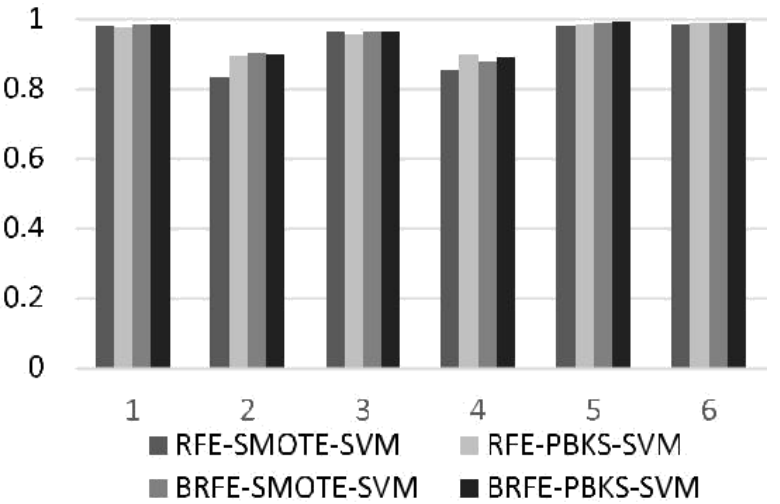


As per the six ROC bends acquired from our examination, notwithstanding the 2nd and 4th informational collections, for the others informational index, the AUC estimation of these 4 calculations are comparative, and all calculations can

accomplish great outcomes in which our suggested calculation get the most extreme AUC esteem for the 4 informational index. For the 2nd and 4th informational collections, these 4 calculations have diverse impacts, and their ROC bends are not smooth enough. In spite of the fact that BRFE-PBKS-SVM calculation can't accomplish the best outcomes for the two informational collections, it can accomplish comparative arrangement result to best calculation. For the most part, the examinations demonstrate that the BRFE-PBKS-SVM calculation dependent on SVM able to be steady and compelling to take care of the characterization issue for large dimension imbalanced information.



Fig. 2. ROC for Detect Malacious Executable

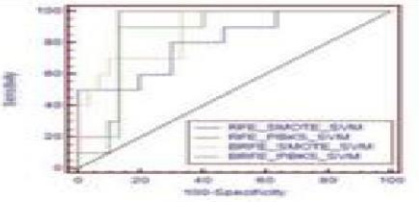

Fig. 3. ROC for SECOM

Fig. 4. ROC for Musk

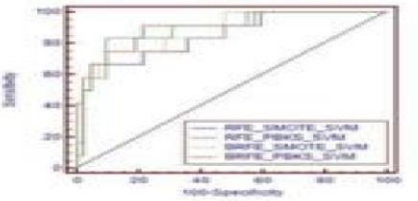

Fig. 5. ROC for Heart Disease



Fig. 6. ROC for Urban Land Cover

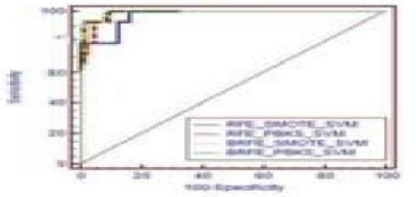

Fig. 7. ROC for Multiple Feature

**Conclusion**

As another kind of information, large dimension imbalanced information has pulled in the consideration of numerous researchers as of late. The greater part of the investigates about the large dimension imbalanced information grouping tackle these issues separately, which no consideration into think about the shared impact of these issues. Lately, the high dimensional imbalanced information characterization is by and large right off the bat does include determination and afterward do examining. Our study, as indicated by the qualities of large dimension unequal information, we enhance the component determination and information inspecting, and suggest an innovative calculation to comprehend the large dimension imbalanced information order issue:

1. In the bit of function insistence, a progressed component selection relies is proposed which don't forget the inconvenience difficulty of data: SVM-BRFE. The reason for detainment tests in Hilbert space can be picked via SVM, and the misclassification minority elegance check in those most super checks are resample to trade the burden regard. So we will build up the largeness of capabilities that could improve the precision of minority magnificence checks. In each spherical of the approach for function insistence, get out the element which can improve most the delineation effect and has least score. So we are able to all around asked for improve the hobby effect. Our checks have exhibited that our advanced SVM-BRFE takes a look at the execution better than the primary SVM-RFE estimation for high dimensional imbalanced information.
2. In the piece of records testing, we improve the factor of reference strategy with the intention to make the plan space of SVM and facts area is consistency. In SVM arranging area, to be explicit Hilbert area, straightforwardly off the bat oversample minority magnificence checks by means of SMOTE, and after that find out the evaluated pre-image of the established tests in Euclidean space. PSO figuring is modified as in keeping with streamline over taking a gander at fee. In light of these upgrades, the PBKS tally challenge to SMOTE is proposed, which depends upon PSO. The abundances of PBKS figuring for facts taking a gander at are attested by our exams. At remaining, the 2 figuring's are joined, and our examinations have demonstrated that our progressed BRFE-PBKS-SVM take a look at is effective for the depiction of high dimensional imbalanced statistics.

**References**


Aada, M. T. S. A., & Tiwari, S. (2019). Predicting Diabetes in Medical Datasets Using Machine Learning Techniques.

Abeem, P. M., Manoj, C. K., & Jeyachandran, K. (2020, March). Sentimental Analysis (Opinion Mining) in Social Network by Using Svm Algorithm. In *2020 Fourth International Conference on Computing Methodologies and Communication (ICCMC)* (pp. 859-865). IEEE.

Ambrose, M. L. (2012). It's about time: privacy, information life cycles, and the right to be forgotten. *Stan. Tech. L. Rev.*, *16*, 369.

Aswathy, M., & Sameul, L. (2019). Credit Card Fraud Detection Using Hybrid Models.

Chen, H. L., Chow, E. H., & Shiu, C. Y. (2015). The informational role of individual investors in stock pricing: Evidence from large individual and small retail investors. *Pacific-Basin Finance Journal*, *31*, 36-56.

Dinsmore, D. L., Zoellner, B. P., Parkinson, M. M., Rossi, A. M., Monk, M. J., & Vinnachi, J. (2017). The effects of different types of text and individual differences on view complexity about genetically modified organisms. *International Journal of Science Education*, *39*(7), 791-813.

Hulnick, A. S. (1986). The intelligence producer–policy consumer linkage: A theoretical approach. *Intelligence and National Security*, *1*(2), 212-233.

Kaur, M. (2019, September). An Approach for Sentiment Analysis Using Gini Index with Random Forest Classification. In *International Conference On Computational Vision and Bio Inspired Computing* (pp. 541-554). Springer, Cham.

Kavitha, E., & Tamilarasan, R. (2020). AGGLO-Hi clustering algorithm for gene expression micro array data using proximity measures. *Multimedia Tools and Applications*, *79*(13), 9003-9017.

Keen, M., & Ligthart, J. E. (2006). Information sharing and international taxation: a primer. *International Tax and Public Finance*, *13*(1), 81-110.

Kumar, T. S., N

Lakshmi, G. V. In Relation To Effectual Bug Triage with Computer Program Information Reduction Methods.

Nehe, M. P. B., & Nawathe, A. N. (2020). *Aspect Based Sentiment Classification Using Machine Learning for Online Reviews* (No. 3051). EasyChair.

O'Leary, M. B., & Mortensen, M. (2010). Go (con) figure: Subgroups, imbalance, and isolates in geographically dispersed teams. *Organization science*, *21*(1), 115-131.

Ortolja-Baird, A., Pickering, V., Nyhan, J., Sloan, K., & Fleming, M. (2019). Digital Humanities in the

Memory Institution: the challenges of encoding Sir Hans Sloane's catalogues of his collections. *Open Library of Humanities*.

Qiu, J. L. (2002). Coming to terms with informational stratification in the people's republic of China. *Cardozo Arts & Ent. LJ*, *20*, 157.

Rajakumar, M. (2018). An Accurate Classification Result Using Enhanced Adaboost Method. *Journal of Computer and Mathematical Sciences*, *9*(10), 1527-1535.

Reza, R. (2018). *Automatic Liver Diseases Diagnosis and Prediction through Machine Learning Algorithms* (Doctoral dissertation, Texas A&M University-Kingsville).

Salim, F. A. (2010). Exploring US media reporting about "Islam" and "Muslims": Measuring biased or unbalanced coverage.

Stede, M., & Mamprin, S. (2016, May). Information structure in the Potsdam Commentary Corpus: Topics. In *Proceedings of the Tenth International Conference on Language Resources and Evaluation (LREC'16)* (pp. 1718-1723).

Subbulakshmi, S., & Evanjaline, D. J. (2019, July). A Performance Analysis of Novel Classification Algorithm (C18) for Credit Card Fraud Detection. In *International Conference on Sustainable Communication Networks and Application* (pp. 727-735). Springer, Cham.

Taylor, N., Bergstrom, K., Jenson, J., & de Castell, S. (2015). Alienated playbour: Relations of production in EVE online. *Games and Culture*, *10*(4), 365-388.

Volokh, E. (2000). Freedom of speech and information privacy: The troubling implications of a right to stop people from speaking about you. *Stanford Law Review*, 1049-1124.

Webster, M., Foster, E., Comber, R., Bowen, S., Cheetham, T., & Balaam, M. (2015, June). Understanding the lived experience of adolescents with type 1 diabetes: opportunities for design. In *Proceedings of the 14th International Conference on Interaction Design and Children* (pp. 140-149).